
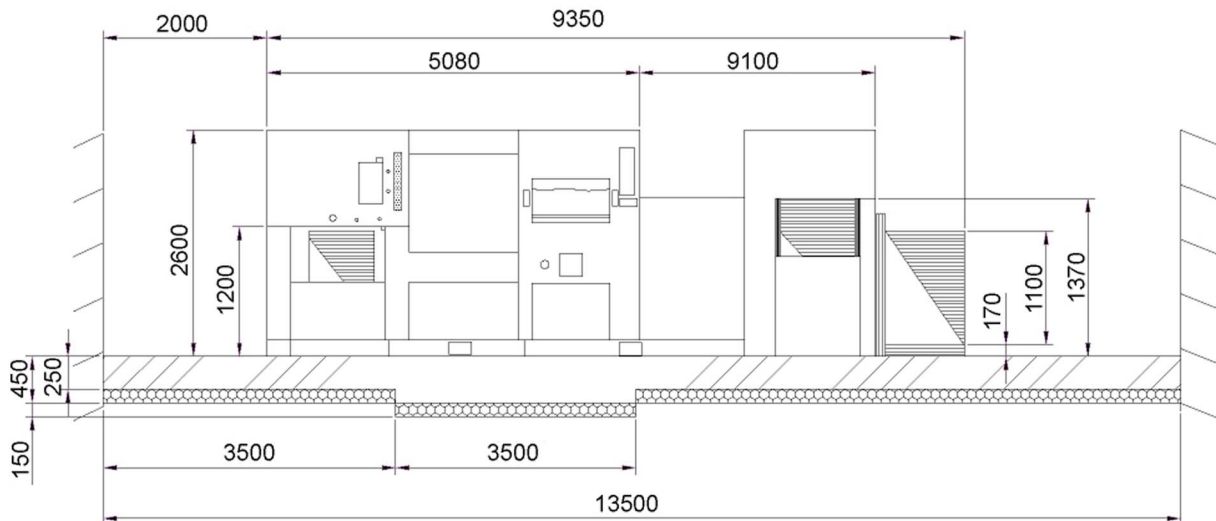


1450 Automatic Diecutting and Creasing Machine
(with Stripping Station and Gripper Edge Waste Removal)



General Introduction

- Extremely smooth running due to the unique index box drive of the main chain
- Heavy duty mechanical frame design for extended durability.
- Precision nodular graphite cast iron upper and lower platen, resistant to distortion under high pressure diecutting.
- Excellent accuracy in registration for high quality diecutting job and/or box making.
- Latest micro-processor technology for reliable machine operation control and inter lock safety system.
- Operator friendly LCD touch screen panel, easy machine operation and maintenance, self-diagnostic trouble display.
- All electrical-electronic components are from off the shelf brand names such as Omron and Siemens



Floor Plan

The configurations of the machine




FEEDER

- * Preloading device mounted at the front of the feeder
- * Non stop feeder with automatic pile lift
- * Suction head with several adjustment possibilities to handle different kind of materials
- * Two turbo blowers for positive separation of thin paper
- * Motorized side adjustment of pallet table Pile adjustment during production
- * Electrical double sheet control
- * Fine air blast at lead edge for smooth thin paper transport
- * Sheet slow down device of feeder belts to assure accurate position of the sheet to the front lays
- * Synchronizing device to adjust the sheet positioning to the front lay by hand during production
- * Side lays on both sides adjustable for push and pull
- * Electronic side lay control
- * Four separate adjustable front lays with clock read out system. Operation outside of the machine
- * Two electronic front lay controls by means of Omron fibre optic sensors
- * Safety device for lowering of pallet carrier



DIECUTTING SECTION

- * Indication of die cutting pressure by means of digital read out device
- * Cam driven gripper opener at diecutting section entrance
- * Pneumatic system for locking the die chase frame
- * Motorized pressure adjustment system
- * Torque limit safety clutch for main chain drive
- * Air Blowing device for stabilising thin paper after arriving the die section



STRIPPING SECTION

- * Triple action movement of the upper and lower stripping tools
- * Movement of the upper chase can be switched on and off electrically
- * By means of remote control under the stripping device the upper chase can be moved up and down electrically to ensure a simple adjustment of the lower pins
- * The under stripping movement can be switched off mechanically




DELIVERY

- * Automatic non-stop delivery with curtain. This curtain moves into the delivery to catch the stripped sheets during the exchange of the piles
- * Blowing device to press down the sheets by means of adjustable bars
- * Back and side joggles adjustable
- * Gripper edge removing system with transport belt to remove the gripper edge sideways to the drive side
- * Tape inserter with counter
- * Safety device on lowering of the steel plate
- * Each gripper bar can individually shimmed to ensure very accurate and smooth sheet-transport in case of uneven chain stretching
- * Gripper bar locking levers can be adjusted by micro adjustment screws
- * Gripper bars made of high quality alloy with a hard chrome surface coated by special process
- * Radiator cooling for toggle oil lubrication system
- * Catwalk with safety rail
- * Complete lost-sheets control throughout the entire machine
- * Self diagnostic system with indication on a colour LCD screen
- * CE certified
- * Several safety systems for your operators
- * Emergency stop

ELECTRICAL CONTROL

- * PLC system to control machine running and trouble surveillance
- * CE standard electrical components and circuit
- * PLC remote controlling system (Optional)



Specification

Max. Sheet Size	1450X1100mm
Min. Sheet Size	700X500mm
Max. Cutting Size	1430X1080mm
Inner Chase Size	1450X1087mm
Stock Range	F、E、B
Min. Gripper Waste	10mm
Max. Mechanical Speed	5500 Cycles/hour
Max. Cutting Pressure	1472X1086mm
Total Power Required	36kw
Main Motor Power	22kw
Total Net Weight (approx.)	28ton
Machine Dimensions	9880X5270X2580mm

In the interest of product improvement, the manufacturer reserves the right to change specifications and features without notice.



Xiamen Fuyin Machinery Co.,Ltd.

Add: 1713-NO.9 Huli Haitian Road, Xiamen . China
Tel: +86-592-6038623 6037552
Fax: +86-592-6038602
Email: Xianghan@public.xm.fj.cn
Http://www.xianghan-machine.com

Agent: